

# J. J. Keller's Video On Demand Catalog



# CONSTRUCTION

# CONSTRUCTION

## **Back Safety — Construction Seven-Minute Solutions (8 min.)**

**DM-24506**

Covers the most common sources of back pain: improper lifting techniques; excessive or repetitive twisting, bending or reaching; lifting heavy loads; and corrective actions for each one. Delivers refresher training for veteran workers and covers the basics for new workers..

## **Bucket Truck Safety (26 min.)**

**DM-24516**

Performing job duties in, around, and with the use of bucket trucks, can lead to possible injury to operators, vehicle repair/replacement, and even higher insurance premiums. This video covers the required safety and operation issues and explains what can go wrong and how to better prevent those situations from happening. It also covers proper bucket truck safety principles that promote safety on the job.

## **Construction Hazard Perception Challenge (57 min.)**

**DM-24515**

Teaches hazard perception through a fast-paced series of visual encounters or near encounters, which are followed by a multiple choice or fill in the blank challenge question. Delivers five convenient “stop-and-discuss” segments, with 30 scenarios covering: fall protection, work zone safety, scaffolding, forklift safety, trenching and shoring, PPE, hand and power tools, crane safety, and more.

## **Construction Safety Orientation For Employees (25 min.)**

**DM-24512**

Training on OSHA Part 1926 and applicable Part 1910 requirements lays the foundation for safe job performance. This video gets new trainees and experienced employees grounded with the safety basics on such topics as: hand and power tools, hazard communication, slips, trips and falls, electrical safety, housekeeping, hazard awareness and prevention, emergency response, fire protection, PPE, and materials handling and storage. Includes updated info on OSHA’s revised Hazard Communication Standard with GHS provisions.

## **Electrical Safety — Construction Seven-Minute Solutions (10 min.)**

**DM-24507**

Presents safe work practices that can help eliminate the hazards that can cause electrocution, a major cause of death on construction sites. Includes information on lockout/tagout; working near energized lines; proper PPE; and the first responder system. Delivers refresher training for veteran workers and covers the basics for new workers.

## **Fall Protection — Construction Seven-Minute Solutions (12 min.)**

**DM-24508**

Provides an overview of the responsibilities of the employer: evaluating the jobsite; selecting and installing proper fall protection systems and equipment; and training workers. Addresses employee responsibilities, such as using systems and equipment properly; applying safe work practices; and always using systems and equipment to prevent falls from happening.

## **Fall Protection for Construction (22 min.)**

**DM-24513**

Falls are the leading cause of fatalities in the construction industry. The lack of fall protection is the most-cited OSHA standard for construction companies. This video helps educate workers on OSHA’s fall protection requirements and teaches them about the various systems designed to protect them. It also discusses protection from falling objects and the use of a fall protection plan. The program explains the proper use of the following fall protection methods: guardrails, safety nets, personal fall arrest systems, positioning device systems, warning line systems, controlled access zones, safety monitoring systems, and covers.

## **Forklift Workshop for Construction (36 min.)**

**DM-24517 ENGLISH**

**DM-24518 SPANISH**

Helps trainers meet the formal, practical, evaluation, and refresher training requirements of OSHA’s 29 CFR Section 1926.602(d) and 1910.178(l). Provides forklift operators — new and veteran — with training on key safety and operation practices. Workshop format reinforces learning using hands-on practice tools, exercises and learning activities. Covers the following topics: operating a forklift in a constantly changing environment; avoiding hazards on a jobsite; understanding combined center of gravity and the stability triangle; performing pre-operational inspections; reading load charts; keeping the forklift and the load stable; and placing a load.

## **Hand & Power Tool Safety — Construction Seven-Minute Solutions (10 min.)**

**DM-24509**

Covers the importance of using tools safely; wearing proper PPE; guarding moving parts; control switches; and how to identify unsafe tools and remove them from service. Delivers refresher training for veteran workers and covers the basics for new workers.

## **PPE — Construction Seven-Minute Solutions (10 min.)**

**DM-24510**

Provides an overview of employer requirements such as assessing the need for PPE and providing it to employees. Addresses employee responsibilities, such as using, maintaining and storing PPE properly. Delivers refresher training for veteran workers and covers the basics for new workers.

## **Stairways & Ladders — Construction Seven-Minute Solutions (11 min.)**

### **DM-24511**

Covers when ladders and stairways are needed; inspection methods; proper set-up and use of ladders; recognizing and dealing with ladder and stairway hazards; differences between fixed and portable ladders; ladder construction; and correct stairway design. This program delivers refresher training for veteran workers and covers the basics for new workers.

## **Trenching & Shoring Safety (23 min.)**

### **DM-24514**

This video helps workers understand and practice safe excavation procedures. Help employees recognize and avoid excavation hazards and meet requirements of the OSHA excavation standard (29 CFR Part 1926, Subpart P—Excavations). Topics covered include: underground installations; soil types defined; the role of the designated “competent person”; access and egress; exposure to falling loads; hazardous atmospheres; protection from hazards of water accumulation; stability of adjacent structures; protection from loose rock or soil; inspections; protection of employees in excavations; design of sloping and benching systems; design of support systems, shield systems, and other protective systems; and installation and removal of support systems.

## Accident Procedures — Master Driver (22 min.)

DM-24449

Provides suggested step-by-step procedures of what must be done in the event of a crash. Reminds drivers that their actions and accurate reporting can prevent further injuries or damages, as well as protect drivers and their companies from liability. Uses Hazard Perception Challenge® scenarios to test drivers' hazard perception skills.

## Adverse Weather — Straight Truck Solutions (13 min.)

DM-24487

Covers the key points of driving of straight trucks and vans safely in heavy rain, snow, ice, fog and wind. Also stresses the importance of pre-trip inspections and slowing down in poor conditions.

## Air Brakes — Master Driver (24 min.)

DM-24447

Covers important information CMV drivers need to know about air brakes, including fundamentals of air brake techniques; mechanics and operation; helping drivers avoid crashes, liability and down time. Uses Hazard Perception Challenge® scenarios to test drivers' hazard perception skills.

## Alcohol & Drug Testing: What Drivers Need To Know (24 Min.)



DM-38795

Discusses the specific rules under Parts 40 and 382 of the FMCSRs, including key definitions, prohibited conduct, and the circumstances under which drivers will be tested. Covers the six types of testing required (pre-employment, post-accident, random, reasonable suspicion, return-to-duty, and follow-up). Features scenarios that go through alcohol and drug testing processes and procedures. Includes information on the consequences of refusing to submit to testing, what it means to be referred to a substance abuse professional, and why it's so important that drivers comply with the alcohol and drug testing requirements.

## At the Scene! — Extreme Seven-Minute Solutions (10 min.)

DM-24464

Shows drivers the hows and whys of staying calm while coping with a crash. Explains what to do in the first few minutes after an incident ... valuable step-by-step guidance your drivers can use to keep a bad situation from getting a whole lot worse.

## Backing (18 min.)

DM-24473

Helps train drivers on backing basics to help avoid costly damage to vehicles. This video addresses common backing maneuvers drivers must know how to perform, including: straight-line backing, alley dock backing, parallel parking, blind-side backing, and jack-knife backing.

## Backing & Parking — Straight Truck Solutions (12 min.)

DM-24488

Reminds straight truck and van drivers of the importance of checking their blind spots before backing, using their mirrors, and turning their tires when parking on hills. Gives drivers practical tips for backing and parking their vehicles.

## Backing Techniques — Master Driver (21 min.)

DM-24440

Covers important information drivers need to know, including: basic elements of backing; types of backing maneuvers; how to safely and properly execute these maneuvers; the most common backing errors and problem areas; straight-line backing; sight-side backing; jacking and chasing; alley dock backing; blind side backing; and more. Uses Hazard Perception Challenge® scenarios to test drivers' hazard perception skills.

## Cargo Securement Flatbeds (25 min.)



DM-26005

Covers the requirements of the cargo securement standard (FMCSR 392.9 and Part 393, Subpart I). Addresses CSA implications of cargo securement violations to help carriers and drivers reduce cargo securement violations that will be placed into the Safety Measurement System (SMS). Covers cargo securement best practices and personal safety, and reinforces that the regulations are the minimum requirements that need to be met. Covers key topics, including: pre-trip and en route responsibilities related to cargo loading, cargo inspection, and cargo securement; differences between direct tiedown and indirect tiedown methods and how each method affects the number of tiedowns required; restraining capacity of tiedown devices, how to determine them, and how they affect cargo securement; determining the minimum number of tiedowns required for loads, and why it often makes sense to go above and beyond the minimum requirements; proper cargo securement techniques; and securement requirements for several common types of cargo typically hauled by flatbeds.

## City Driving — Master Driver (24 min.)

DM-24453

Covers the importance of thorough route planning (taking into consideration known traffic bottlenecks, problematic traffic times and customer delivery times); the importance of vehicle inspections; defensive driving in a hazard-rich environment; safe vehicle maneuvers in high traffic areas; specific driving techniques for safer city driving; and more. Uses Hazard Perception Challenge® scenarios to test drivers' hazard perception skills.

**CMV Driver Basics (42 min.)** **DM-24500**

All entry-level drivers who drive in interstate operations and are subject to the CDL requirements must receive entry-level training. This training will help you satisfy that requirement. It focuses on four topics that must be covered: driver qualification, driver wellness, hours of service, and whistleblower protection.

**Coupling & Uncoupling — Master Driver (26 min.)****DM-24450**

Provides step-by-step procedures for safe coupling and uncoupling of singles; gives an overview for coupling and uncoupling doubles; and emphasizes areas where most coupling and uncoupling problems occur. Uses Hazard Perception Challenge® scenarios to test drivers' hazard perception skills.

**CSA: Know the BASICS (47 min.)****DM-27678**

Provides an overview of the FMCSA's Compliance, Safety, Accountability (CSA) program and a brief discussion of where the data used in CSA comes from. Helps drivers understand what CSA is and what it means to them and their carrier, including FMCSA interventions. Covers the seven BASICS (Behavior Analysis Safety Improvement Categories) used in the CSA Safety Measurement System (SMS). Helps drivers understand severity and time weighting of violations, calculation of BASIC measures ("normalizing" process), and peer comparison within Safety Group Events.

**Defensive Driving — EYE ON (50 min.)** **DM-24481**

This course: uses the Hazard Perception Challenge® format in which driving scenarios are followed by an interactive what-did-you-see/what-would-you-do question. It helps teach drivers how to apply hazard perception skills to defensive driving situations and features scenarios involving pedestrians, city and rural driving, heavy traffic and more.

**Defensive Driving — Seven-Minute Solutions (10 min.)****DM-24465**

Gives drivers an overview of the elements critical to defensive driving: visual scanning, identifying and dealing with road and user hazards, and communicating clearly with other motorists.

**Defensive Driving — Straight Truck Solutions (13 min.)****DM-24489**

Reinforces key issues related to defensive driving including: visual scanning, stopping distances, road hazards, user hazards, and communicating with other motorists. Provides fast-paced training on the unique challenges straight truck and van drivers face.

**Defensive Driving for Light & Medium Duty Vehicles (25 min.)** **DM-30195**

Aimed at drivers of Class 1-6 light and medium duty vehicles. Video covers: defensive driving preparation; hazard perception; the defensive driving attitude; and other techniques that will help you stay safe on the roadways. After viewing the video, drivers will be able to: recognize and reduce risk by using trip planning and conducting a pre-trip vehicle inspection; describe how to see and anticipate not only what is happening around them, but what might happen by being aware of their surroundings, perceiving what's going on around them, and then managing their speed and space accordingly; identify the dangers of distracted driving; and how to modify their driving habits in hazardous weather conditions.

**Distracted Driving (25 min.)** **DM-24799**

This video is aimed specifically at CMV drivers and others who drive as part of their profession (sales people, business travelers, small vehicle delivery drivers, military personnel, public servants, cabbies and more). It details strategies drivers can use to deal with their own distracted driving and that of others. Topics covered in this video include: types of distractions; technology as a distraction; inattention blindness; steps to avoid distracted driving; recognizing the signs of other distracted motorists; and what to do when sharing the road with a distracted driver.

**Driver Fatigue — Seven-Minute Solutions (9 min.)****DM-24466**

Stresses how DOT's Hours of Service regs help prevent driver fatigue. Reviews steps drivers can take to keep alert on the road ... from improving stress management and sleeping habits to learning how to recognize the signs of fatigue.

**Driver Vehicle Inspections (40 min.)**  **UPDATED****DM-24496**

Drivers are required to perform pre-trip, on-the-road and post-trip inspections of their vehicles. A written report is required for the post-trip inspection, and certain vehicle parts and accessories must be checked. By training your drivers on what to look for, you can help reduce the chance of accidents and breakdowns and avoid vehicles being placed out of service. This program demonstrates a seven-step inspection process in detail; stresses the importance of the driver vehicle inspection report and possible consequences of missed inspections; and includes a segment on intermodal chassis inspections.



**Drivers, Drugs & Drinking (20 min.)****DM-24437**

Covers critical issues every driver must be made aware of, including the devastating effects that drugs and alcohol have on the driver and the driver's career; the often tragic consequences of abuse; and DOT regulations that affect drivers, and how to comply.

**Driving Techniques — Master Driver (16 min.)****DM-24441**

Provides a fast-paced refresher on routine driving skills and helps reduce incidents and crashes by showing drivers how to deal with hazards inherent in the most common driving situations. Covers important information drivers need to know: defensive driving techniques; right- and left-hand turns; intersections; merging; passing; underpasses; railroad crossings; and more. Uses Hazard Perception Challenge® scenarios to test drivers' hazard perception skills.

**Dry Van Cargo Securement (22 min.)****DM-24474**

Unsecured or improperly secured cargo can cause accidents, injuries, and even death. What's more, under CSA, cargo securement violations can increase your Vehicle Maintenance BASIC score and lead to an intervention. By training your drivers on load securement requirements, you'll help to reduce the chance of accidents and violations. This program covers: securement requirements and proper securement techniques for various types of dry vans and reefers; how to determine the number of tiedowns; when to re-examine and adjust cargo; pre-trip inspections; cargo distribution; securement devices; working load limits and aggregate working load limits.

**Emergency Maneuvers — Master Driver (23 min.)****DM-24445**

Helps reduce incidents and crashes by providing drivers with essential information on safe evasive driving skills. Covers important information drivers need to know: preventing emergency situations through hazard perception and pre-trip vehicle inspections; using escape routes in emergency situations; emergency braking; basic skid control and recovery; and minimizing damage when a collision is unavoidable. Uses Hazard Perception Challenge® scenarios to test drivers' hazard perception skills.

**Extreme Weather Driving — Master Driver (19 min.)** **DM-24444**

Helps reduce incidents and crashes due to weather hazards by demonstrating to your drivers what to do when bad weather strikes. Discusses techniques for handling a variety of potentially deadly conditions, such as: fog, rain, snow, ice and wind. Uses Hazard Perception Challenge® scenarios to test drivers' hazard perception skills.

**Fixed Object Collisions — Master Driver (27 min.)****DM-24446**

Covers important information drivers need to know about avoiding fixed object collisions: causes, prevention, overhead obstructions, cornering and backing. Uses Hazard Perception Challenge® scenarios to test drivers' hazard perception skills.

**Hazard Perception Challenge (60 min.)****DM-24471**


This innovative video puts drivers on the spot and challenges them to think and respond quickly. It teaches hazard perception through a series of encounters or near-encounters — each followed by a "what-did-you-see/what-would-you-do" quiz question that forces drivers to think fast or face the consequences. The video includes 30 different scenarios which can be presented in "continuous play" or "stop-and-discuss" segments (10 to 12 minutes each) covering the following: highway driving, extreme weather driving, night driving, city driving, backing, and more.

**Hazard Perception Challenge II (60 min.)****DM-24480**

Challenge your drivers' hazard perception skills with this unique, interactive training! This dynamic video will challenge the hazard-perception skills of your new and veteran drivers... helping them to think fast and avoid hazards while on the road. Drivers will learn more about highway driving, night driving, city driving, extreme weather, backing, security, and more.

**Hours of Service Canada: A Driver's Guide (30 min.)****DM-24499**

This video shows you how to comply with Canadian Hours of Service requirements, and helps you satisfy Canada's Commercial Vehicle Drivers Hours of Service Regulations. It explains the "hows" and "whys" of Canada's HOS regs, and covers key topics, including: daily maximums, off-duty requirements, weekly cycles, and more.

**Hours of Service: Driver Training (42 min.)**  **UPDATED****DM-30051**

This video provides an overview of the Hours of Service (HOS) rules that drivers must comply with as of 2/27/12 and 7/01/13, including a detailed look at how to comply with the HOS regulations and how to maintain an accurate record of duty status. It covers the purpose and importance of Hours of Service regulations. It explains how to apply the Hours of Service regulations, including the daily 11-Hour Driving Limit, the 10-hour Off-Duty Rule, the 14-Hour Duty Rule and the Mandatory Break Provision (including the exception for short-haul drivers); the weekly 60-Hour/7-day and 70-Hour/8-day On-Duty Limits, and the 34-Hour Restart Provision; and the exceptions to the weekly and daily limits. It also covers how to comply with hours-of-service regulations by managing time spent driving, on-duty, and off-duty, as well as maintaining a current, accurate record of duty status.

**Injury Prevention for Drivers (25 min.)****DM-24479**

This video provides information on how to stay injury-free, including: basic fall protection practices to avoid slips, trips and falls; ways to avoid sprains, cuts, pinches, abrasions and lacerations; techniques to prevent back injuries; and working safely outdoors in extreme heat and cold.

**Ins & Outs of Loading Dock and Warehouse Safety (19 min.)****DM-24476**

Reduce the risk of driver and dock worker injury with this specialized training. Topic-specific training covers safety issues unique to drivers, loading dock workers, and warehouse employees. Reviews common causes of injuries and cargo damage and shows all employees how to steer clear of hazards like these: slips and falls caused by wet or oily docks; back injuries resulting from improper lifting or carrying; hearing damage from loud noise levels; falling objects; injuries from careless material handling equipment operation; and use of forklifts.

**Loading & Unloading — Straight Truck Solutions (13 min.)****DM-24490**

Provides tips and guidelines for the safe loading, securing, and unloading of straight trucks and vans. Also discusses basic materials-handling equipment and explains how drivers can avoid injury through proper body mechanics.

**Mirrors — Seven-Minute Solutions (8 min.)****DM-24467**

Provides tips and techniques on properly adjusting mirrors and effectively using them when driving, merging, passing, and braking.

**Motorcoach: Defensive Driving (25 min.)****DM-26562**

This video covers: seeing and being seen, which includes using visual scans to actively look for hazards; having heightened awareness, which includes hazard awareness and hazard perception, having a plan and being ready to carry out the plan; managing your speed and space, which includes information on speed management, space management and using a safety cushion to prevent crashes and provide a safe, smooth ride for passengers.

**Motorcoach: Vehicle Inspections (29 min.)****DM-26557**

This video covers: the 6-step procedure for conducting thorough pre-trip inspections; on-the-road inspections, and critical areas to check when stopped; post-trip inspections (which usually mirror pre-trip inspections) and the information that's recorded on the DVIR; the consequences of missed inspection points; and the connection between proper vehicle inspections and customer safety and service. It also helps protect your company's bottom line from the high costs of violations counted in CSA and reduces the likelihood of your company undergoing a full compliance review intervention.

**Mountains! — Extreme Seven-Minute Solutions (11 min.)****DM-24459**

Covers the dangers of mountain driving, including ascending and descending steep grades and the added dangers of inclement weather.

**Night Driving — Master Driver (14 min.)****DM-24443**

Discusses driver, vehicle, and roadway factors that can lead to night-time incidents and crashes. Provides helpful tips for increasing night-driving safety. Covers important information drivers need to know about driving at night, including: headlights; glare; speed; impaired drivers; animals; visibility; fatigue; and more. Uses Hazard Perception Challenge® scenarios to test drivers' hazard perception skills.

**Pattern Driving — Master Driver (23 min.)****DM-24452**

Provides strategies to help keep drivers alert and aware while on the road. Helps drivers avoid hazardous situations that can occur when coming out of a pattern-driving daze. Addresses ways drivers can resist: highway hypnosis; everyday complacency; and other dangerous pattern-driving behaviors. Uses Hazard Perception Challenge® scenarios to test drivers' hazard perception skills.

**Railroad Crossing — Seven-Minute Solutions (9 min.)****DM-24468**

Reviews proper procedures to follow when approaching and crossing railroad tracks. It also explains special requirements for hauling hazardous materials.

**Rain! — Extreme Seven-Minute Solutions (10 min.)****DM-24458**

Provides a quick refresher on the dangers of driving in wet weather: limited visibility, loss of traction, hydroplaning, and mechanical problems. It also reviews proper following and stopping distances and covers the hazards posed by standing water and soft shoulders.

**Rear End Collisions — Master Driver (23 min.)****DM-24451**

Helps drivers recognize and change unsafe behaviors that can lead to costly crashes. Covers important topics drivers need to know, including: the importance of maintaining a safe following distance; practicing good visual scanning techniques; avoiding in-the-cab distractions; having a safety-minded attitude; and more. Uses Hazard Perception Challenge® scenarios to test drivers' hazard perception skills.

**Reasonable Suspicion Testing: What Supervisors Need To Know (26 Min.)****DM-38961**

Helps supervisors understand their critical role in determining reasonable suspicion, how to spot the signs of alcohol misuse and illegal drug use, and what to do when they suspect a driver is impaired. Reviews the reasonable suspicion process, shows how to properly document observed behaviors, and helps build supervisors' confidence so they can respond appropriately.

**Right Turns/Left Turns/ Intersections (33 min.)****DM-24478**

This video covers common problem areas and hazards drivers face, offering straightforward tips on executing maneuvers more safely. Demonstrates safe turn and intersection techniques in a variety of situations, including the following: city and rural driving; single- and multi-lane roads; narrow streets; one-way streets; and roundabouts.

**Road Rage! — Extreme Seven-Minute Solutions (10 min.)****DM-24463**

Defines the problem of road rage, explains how it affects professional drivers, and covers what your drivers can do to prevent becoming victims of — or contributors to — road rage.

**Road Work! — Extreme Seven-Minute Solutions (11 min.)****DM-24462**

Shows drivers how to manage their vehicles in and around road construction areas. Also focuses on the necessary precautions that should be taken in work zones, and the special hazards to look for.

**Roadside Inspections: A Driver's Guide, 2nd Edition (23 min.)****DM-24483**

This video will help you train drivers to help them pass inspections and avoid being placed out of service. You will also be shown how to prepare for the annual Roadcheck enforcement program. The following topics are also covered: roadside inspections - who conducts them and why; the Six Levels of Inspections; how drivers should prepare for a roadside inspection; how drivers should prepare their vehicles for a roadside inspection; how drivers should conduct themselves during a roadside inspection; CVSA out-of-service criteria; results of a failed roadside inspection; and consequences of a failed roadside inspection.

**Rollover! — Extreme Seven-Minute Solutions (9 min.)****DM-24460**

Helps prevent rollovers by making drivers more aware of factors causing them: speed (especially at exit and entrance ramps), wind, fatigue, inattentive drivers, and "phantom vehicles."

**Rural Driving — Master Driver (24 min.)****DM-24454**

Helps drivers recognize and deal with the unique set of hazards they normally don't contend with when driving on interstate highways. Covers: sharing the road with school buses, farm equipment, and horse-driven buggies; tips for handling high-risk situations; specific driving strategies for safer rural driving; negotiating passing lanes and passing; how to avoid falling into routine or pattern driving; and more. Uses Hazard Perception Challenge® scenarios to test drivers' hazard perception skills.

**Safe Driving: School Bus Drivers — Accident Procedures (13 min.)****DM-24589**

This video provides strategies for dealing with traffic accidents, including nine steps that must be done after a crash.



**Safe Driving: School Bus Drivers — City Driving (13 min.)****DM-24592**

This video provides strategies for dealing with heavy traffic, including communicating with other drivers, keeping a safety cushion of space around the bus, anticipating hazards, and keeping a good attitude.

**Safe Driving: School Bus Drivers — Defensive Driving (9 min.)****DM-24590**

This video reviews visual scanning, road hazards, and communicating clearly with other motorists.

**Safe Driving: School Bus Drivers — Driving Techniques (15 min.)****DM-24484**

This video provides practical information to help drivers operate more safely, explains defensive driving and how to be a better decision maker and emphasizes safety skills for key concerns such as railroad crossings, turning, merging, intersections and backing.

**Safe Driving: School Bus Drivers — Emergency Maneuvers (12 min.)****DM-24729**

This video discusses the importance of knowing what to do when emergency situations occur and helps build and refine skills and techniques so making the right choice becomes second nature.

**Safe Driving: School Bus Drivers — Passenger Safety (14 min.)****DM-24728**

This video explains proper entering and exiting procedures as well as emergency bus evacuations and shows how to set effective conduct rules and enforce them to help drivers manage students and maintain order.

**Safe Driving: School Bus Drivers — Seeing Hazards (14 min.)****DM-24485**

This video helps to improve safety by sharpening perception skills needed to avoid dangerous situations and accidents and covers issues such as proper seat and mirror positioning, correct mirror use, overcoming restricted vision, correct visual scanning techniques, and enhancing hazard awareness.

**Safe Driving: School Bus Drivers — Using Your Mirrors (9 min.)****DM-24591**

This video covers proper use of mirrors when driving, waiting, merging, passing, and backing and addresses importance of adjusting mirrors prior to and during operation.

**Safe Driving: School Bus Drivers — Vehicle Inspections (13 min.)****DM-24588**

This video focuses on the 7-step vehicle inspection method and stresses importance of completing regular, thorough pre- and post-trip inspections.

**Safety Issues — Master Driver (24 min.)****DM-24448**

Focuses on three conditions where recognition skills are most critical: distracted driving, road rage, and driver security. Shows drivers how to recognize and deal with the following: distracted drivers; road rage situations; threats to the security of themselves; and threats to the security of their loads. Uses Hazard Perception Challenge® scenarios to test drivers' hazard perception skills.

**Seeing Hazards — Seven-Minute Solutions (9 min.)****DM-24469**

Discusses the kinds of hazards drivers are likely to encounter on the road, and more importantly, how to handle these dangers effectively. Covers road construction, bridges, accidents, and other hazards.

**Speed & Space Management — EYE ON (37 min.)****DM-24482**

Helps drivers prepare for dealing with real hazards on the road, which helps reduce the risk of emergencies and crashes. Instructs drivers using hazard perception challenge methodology. Shows drivers a variety of scenarios about speed & space management. Each scenario pauses to ask drivers "what did you see" and "what would you do next" questions. Unique format helps drivers enhance their skill levels and apply the material they are learning. Reviews the basic elements of speed and space management: managing space ahead; stopping distance; speed and vehicle handling; managing space around, above, and below the vehicle; maintaining a space cushion; and driving through road construction work zones.

**Speed & Space Management — Master Driver (16 min.)****DM-24442**

Helps raise awareness and help drivers develop the right attitude to drive safely and efficiently. Explains the dangers of speeding and failing to maintain an appropriate space cushion. Covers: driving too fast (and too fast for conditions); speed and curves; appropriate following and stopping distances; handling hazards around the vehicle; and more. Uses Hazard Perception Challenge® scenarios to test drivers' hazard perception skills.

**Speed & Space Management — Straight Truck Solutions (13 min.)****DM-24491**

Covers the basic principles of speed and space management. Reminds drivers of the importance of using speed and space management techniques every time they get behind the wheel.

**Tanker Driving Techniques (21 min.)****DM-24456**

Give your tanker drivers specialized training that addresses tanker-specific driving techniques and vehicle inspection. This video discusses load shift (sloshing and surging) when starting, stopping and cornering. It also covers defensive driving, railroad crossings, and underpasses.

**Tanker Vehicle Inspections (23 min.)** **UPDATED****DM-24455**

Addresses tanker-specific driving techniques and vehicle inspection. This video covers how to conduct a tanker inspection as well as standard vehicle inspection. It also covers a seven-step pre-trip inspection, post-trip inspection, and the use of the Driver's Vehicle Inspection Report (DVIR).

**Traffic! — Extreme Seven-Minute Solutions (11 min.)****DM-24461**

Explores the challenges associated with ever-increasing traffic and demonstrates techniques for avoiding traffic-related accidents (even on the most jam-packed roadways). It provides valuable tips for driving in congested areas.

**Ups & Downs of Material Handling Equipment Safety (21 min.)****DM-24477**

Show employees how to use material handling equipment with this specialized training. This training covers the safety issues unique to drivers, loading dock workers, and warehouse employees. It reviews important safety procedures related to the use of material handling equipment and shows employees how to safely operate pallet jacks, high-lift stackers, dock levelers, hand trucks, forklifts, and more.

**Vehicle Inspections — Master Driver (17 min.)**  **UPDATED****DM-24439**

Helps drivers realize that routine inspections are essential to preventing breakdowns, out-of-service delays, and crashes. Covers: required and recommended inspections; standard procedure for conducting inspections; the driver's vehicle inspection report (DVIR); and the importance of performing daily pre-trip, en-route, and post-trip inspections. Uses Hazard Perception Challenge® scenarios to test drivers' hazard perception skills.

**Vehicle Inspections**

– See **Driver Vehicle Inspections**, page 5.

**Vehicle Inspections — Straight Truck Solutions (13 min.)** **UPDATED****DM-24492**

Demonstrates a vehicle "walk-around" showing the areas of the straight truck that need to be checked. Stresses the importance of pre-trip, post-trip, and on-the-road inspections.

**Wind! — Extreme Seven-Minute Solutions (10 min.)****DM-24457**

Advises drivers how to control their vehicles in extremely windy conditions. With the longer "sail" surface on 53-foot trailers, and with newer trailers being built lighter, rollovers can occur more easily in extreme conditions — even when at a standstill.

**Yard Spotting — Seven-Minute Solutions (10 min.)****DM-24470**

Reviews safe and efficient operation of yard tractors and day cabs. Covers basic skills related to backing, coupling and uncoupling, and proper use of mirrors.

## Hazmat Security Awareness (20 min.) **DM-24503**

You must provide all your hazmat employees with security awareness training, including new employees within 90 days of their hire date. This video covers: security issues associated with hazardous materials transportation; how to recognize and respond to possible security threats; employee background checks; and how employees can contribute to facility security.

## Hazmat Training: What's Required & How To Comply (15 min.) **DM-36153**

Helps trainers meet the regulatory training requirements of 49 CFR 172.704 for hazmat employee training. Provides clear, instructional information for trainers regarding "what's required" and "how to comply" with the Hazardous Materials Regulations (HMR) training requirements. Covers 4 types of required training: general awareness training, function-specific training, safety training, and security awareness training. Walks trainees through the Hazardous Materials Regulations (HMR) to help them understand: what kind of information can be found in the Hazardous Materials Table; how markings, labels and placards differ; and why including emergency response info with shipping papers is so important. Can be used with Hazmat Security Awareness program (see above) to help satisfy security awareness training.

## Hazmat Transportation: Driver Training (27 min.) **DM-40552**

Helps meet the initial and recurrent training requirements in four required areas under 49 CFR 172.704: General Awareness, Function-Specific, Safety, and Security Awareness. Provides an overview of what drivers must know and do to transport hazardous materials safely. It walks trainees through the Hazardous Materials Regulations (HMR) to help them understand: hazard classification; types of information contained in the hazardous materials table; shipping papers and emergency response information; packaging and marking; labels and placards; loading and segregation; transportation safety; and security awareness.

# HR & LEGAL COMPLIANCE

## HR & LEGAL COMPLIANCE

### **ADA for Supervisors (35 min.)**

**DM-24835**

This video helps supervisors and managers gain a general awareness of the Americans with Disabilities Act and why it is important to understand how the law works. It outlines what supervisors must do when dealing with ADA issues in order to assist employees who request accommodations and help the company stay in compliance, and takes a proactive training approach to help supervisors respond appropriately to employees' ADA issues. The program covers a wide variety of ADA topics, including: what the Americans with Disabilities Act is; which employers ADA applies to; which employer actions are covered under the ADA; how the ADA defines an individual with a disability; what "mitigating measures" are; and what a "reasonable accommodation" is.

### **Addressing Personal Issues (38 min.)**

**DM-24551**

Shows supervisors how to address sensitive situations with skill and confidence, and accomplish discussion-based resolutions. Covers: dealing with absences due to family issues, and inappropriate dress and personal grooming.

### **Conducting Layoffs & Terminations (33 min.)**

**DM-24552**

Shows supervisors how to address sensitive situations with skill and confidence. Covers: terminating for tardiness (the importance of progressive discipline); terminating for poor job performance; terminating for violence and gross misconduct; and responding to termination rumors.

### **FMLA for Supervisors (26 min.)**

**DM-24834**

Helps supervisors and managers gain a general awareness of the Family and Medical Leave Act laws, why it is important for them to know how the law works, and outlines what supervisors must do when dealing with an employee's FMLA issues to help the employee and the company stay in compliance. Takes a proactive training approach to help supervisors respond appropriately to employees' FMLA issues. Covers a wide variety of Family and Medical Leave Act topics, including: who is eligible for FMLA; what qualifies for FMLA; military leave provisions (including qualifying exigency and service member care); qualifying health conditions; intermittent and reduced schedule leave; and a supervisor's role and responsibilities in handling FMLA issues.

### **Managing Conflict (46 min.)**

**DM-24553**

Shows supervisors how to address sensitive situations with skill and confidence, and accomplish discussion-based resolutions. Covers: helping employees work together to build an action plan for change; maintaining tact and providing examples of problem behavior; when it's necessary to include a witness in a disciplinary meeting; and differences in work styles — establishing common ground to build solutions.

### **New Employee Orientation: Essential Skills Training (24 min.)**

**DM-24554**

Gives new hires a complete overview of 10 essential topics: teamwork; customer service; diversity; preventing sexual harassment; drug-free workplace; preparing for an emergency; personal safety and security; preventing workplace violence; personal wellness; and dealing with change.

### **Providing Performance Coaching (36 min.)**

**DM-24555**

Shows supervisors how to address sensitive situations with skill and confidence, and accomplish discussion-based resolutions. Covers: helping an employee take an active part in an improvement plan; keeping the emphasis on performance rather than actions; the importance of listening and providing feedback; and keeping sessions private and confidential.

### **Sexual Harassment Training for Supervisors and Employees**



**DM-27661 SUPERVISOR (25 min.)/EMPLOYEE (23 min.)**

**DM-36546 CALIFORNIA EDITION**

The supervisor training covers: definition of sexual harassment and the laws surrounding it; consequences of sexual harassment for the victim, perpetrator and company; benefits of a strong sexual harassment policy and training program; the supervisor's role in enforcing company policy; recognizing and respond to potential harassment situations; responding when an employee reports that they are the victim of sexual harassment; handling anonymous complaints and complaints with insufficient information; and recognizing retaliation and what to do about it. The employee training covers: definition of sexual harassment and the laws surrounding it; consequences of sexual harassment for the victim, perpetrator and company; how employees can help prevent sexual harassment and maintain a professional, productive workplace; what employees should do if they are the victims of sexual harassment; and what should be done if a sexual harassment situation is witnessed. California Edition includes print materials with California-specific information.

## **Substance Abuse: Training for Supervisors and Employees**

**DM-24795 SUPERVISOR (25 min.)/EMPLOYEE (32 min.)**

**DM-24796 SPANISH FOR EMPLOYEES (14 min.)**

This video takes a proactive approach to training your employees and supervisors to avoid the high costs of increased absences, errors, near-miss incidents, and accidents caused by impaired employees. It can be used to satisfy the supervisor training and employee education components of a comprehensive drug- and alcohol-free workplace program. Covers: the importance of understanding and consistently enforcing your company's substance abuse policy; the elements of a comprehensive substance abuse policy; recognizing observable behaviors that may mean an employee is impaired by alcohol and/or drugs; common alcohol and drug testing procedures; and the signs, symptoms and effects of substance abuse. Provides scenarios that illustrate procedures for confronting an employee who may be impaired.

## **Workplace Bullying and Violence: Training for Supervisors and Employees**

**DM-30135 SUPERVISOR (25 MIN.)/EMPLOYEE (22 min.)**

This video examines workplace bullying and workplace violence. After viewing this video, learners will be able to: distinguish between professional disagreements and workplace bullying or violence; define bullying in the workplace; describe how bullying and violence impact the workplace; recognize warning signs of workplace bullying and workplace violence; and identify actions that can be taken to prevent bullying and workplace violence.



# WORKPLACE SAFETY

## WORKPLACE SAFETY

### Back Safety: Keep Your Back In Action (33 min.)

DM-38235

This program helps employees understand the basic principles of back health and the most common prevention practices to avoiding a back injury. It covers proper techniques that should be used when lifting/lowering, sitting, standing, pushing, pulling, climbing, twisting, reaching and overreaching. It also explores real-world scenarios of routine tasks common in most workplaces, as well as how they can be done correctly and safely. The program offers essential back injury prevention tips featuring various stretches and exercises aimed at improving flexibility, stamina and overall back health.

### Bloodborne Pathogens: Exposure in The Workplace (31 min.)



DM-24531 ENGLISH

DM-41833 ENGLISH (With EyeCue™)

DM-24532 SPANISH

The video opens with a compelling “risk scenario” and shows the simple mistakes that employees can make when exposed to bloodborne pathogens at work. It addresses these key training topics: bloodborne diseases and how they’re spread; OSHA’s Exposure Control Plan requirements; how to respond to emergencies involving blood; Hepatitis B vaccine, exposure evaluation and follow-up; personal protective equipment; and signs and labels used to warn of potential hazards (such as the biohazard symbol).

### Bloodborne Pathogens: Safety In The Workplace (23 min.)



DM-43231 ENGLISH

DM-44020 ENGLISH (With EyeCue™)

Designed to help trainers cover the key aspects of bloodborne pathogens training and ensure that all employees recognize bloodborne pathogen hazards and their own roles and responsibilities in safeguarding themselves at work. The program explains what bloodborne pathogens are, how these microorganism are transmitted, and what diseases they may cause; identifies Universal Precautions; covers preventive and control measures; discusses the importance of proper hand washing and personal protective equipment, describes proper housekeeping, waste disposal, and laundry practices; and explains what to do if an exposure incident involving bloodborne pathogens occurs.

### Confined Spaces: Dangerous Places (30 min.)



DM-24535 ENGLISH

DM-24536 SPANISH

This program uses a “risk scenario” to create viewer involvement and urgency. The dramatic storyline of a worker’s accident inside a dark tank and the subsequent rescue shows trainees why caution and preparation are critical in helping them work more safely. The program helps explain: entry procedures and permits; individual responsibilities of entry supervisors, authorized entrants, attendants and rescue personnel/emergency services (on- and off-site); why workers need personal protective equipment (PPE); why workers must use environmental monitoring equipment; how to recognize potential hazards; how to use controls, safe-work practices; and how properly designated areas are identified and the importance of reading designated signs and labels.

### Electrical Safety: Know Your Ground (30 min.)



DM-24533 ENGLISH

DM-42437 ENGLISH (With EyeCue™)

DM-24534 SPANISH

Electricity exposes workers to the possibility of electric shock, burns, fires and arc flash/blast. This program can benefit workers who are trained to work on or near exposed live parts (qualified) and those who are not (unqualified). The program addresses: how electricity works, and what makes it so dangerous; the difference between a “qualified” and “unqualified” employee; common electrical hazards in the workplace; how employers can protect employees from arc flash and arc blast; how employees can help safeguard themselves against a number of common electrical hazards; recommended first aid for an electricity-related injury; protection boundaries; personal protective equipment requirements; and the use of ground fault circuit interrupters (GFCI).

### Fall Prevention For General Industry (22 min.)



DM-24530

This program covers: types of falls, surfaces, ladders, stairs, ramps, elevated work areas, and PPE.

### Fire Prevention & Response: What Employees Need to Know (25 min.)



DM-41011

DM-43219 ENGLISH (With EyeCue™)

For general workplace employees, the program covers all the key aspects of workplace fire safety training, including: the dangers of fire, and why rapid evacuation is critical during a fire.; the fire tetrahedron, and how fires start and spread; how to recognize and identify some common ignition sources and flammable materials in the workplace; the importance of good housekeeping in fire prevention, and be able to describe housekeeping processes that can keep fires from igniting; OSHA requirements on keeping exit routes and areas around fire alarms and fire extinguishers clear; steps taken during hot work and chemical handling that keep fire from occurring; the need for a fire emergency action plan, and who to contact if they have questions on it; steps to take during an evacuation; and the importance of having a fire safety plan at home. For employees who must receive additional fire extinguisher training, the program delivers essential information on fire extinguishers and demonstrates the proper use of CO2 and ABC dry chemical extinguishers.

## Fire Safety: Extinguishing Risk (24 min.)

**DM-24524 SPANISH**

This training program helps teach employees the essentials of fire safety: how fires start; spotting fire hazards and keeping them from igniting; what to do in case of a fire; and fire extinguisher guidelines.

## Food Security Awareness (24 min.)

**DM-24521**

This program reinforces the importance of food security awareness in all phases of product handling, from receiving ingredients to processing and shipping. It allows you to have an immediate impact on plant security with very little time or resources while helping maximize the effectiveness of your overall security investment. Covers the following: examples of everyday scenarios, from product handling to shipping; interviews with industry leaders in food security, including AIB representatives; and consistency with key USDA and FDA recommendations.

## Forklift Workshop (39 min.)



**DM-24543 ENGLISH**

**DM-41835 ENGLISH (With EyeCue™)**

**DM-24544 SPANISH**

**DM-43224 SPANISH (With EyeCue™)**

This program is a whole new way to train. It combines classroom learning and experience in the actual workplace to provide training that's effective and affordable. It's the only forklift operator safety training solution that addresses all levels of forklift training, gives trainers flexibility in their training approach, and uses a wide variety of tools to make training engaging and memorable. This program features exercises and learning activities you can use to show operators proper procedures ... and then have them demonstrate what they've learned. It's a perfect opportunity to identify shortcomings and address problem areas in a safe, controlled environment. The program covers information every operator must know: general safety rules, pre-operation and operational inspections, controlling the forklift, load handling, turning radius, center of gravity, the stability triangle, safety procedures for refueling, charging and changing batteries, and forklift maintenance. Also covers: parking a forklift; working in a truck, trailer or railcar; awareness of carbon monoxide and other hazardous emissions; dealing with ramps, inclines and grades; dealing with narrow aisles and railroad tracks; cornering techniques and safety considerations for specialized units and attachments. The video also includes segments covering frequently asked questions and what's wrong with this picture.

## Forklifts: Ultimate Hazard Perception Challenge (51 min.)

**DM-28143**

This program helps satisfy the training requirements of OSHA's Powered Industrial Truck Standard (1910.178) and keeps you and your operators in compliance. It also provides training that is a logical bridge between required classroom safety training and performance-based safety training, and can also be used for required refresher training after a forklift accident. Features scenarios shot in warehouses, yards and loading docks in a variety of workplaces, to best represent the situations that cause forklift operators the most trouble, including: keeping the forklift and load stable; dealing with pedestrians and co-workers; traveling on ramps, with or without a load; backing in tight areas; handling corners and intersections; working in trailers; operating with an obstructed view; keeping all body parts in the protective frame; traveling with or without a load; inattentive driving; placing loads; mounting freight elevators; crossing railroad tracks; overhead hazards; and using attachments.

## HazCom: What You Need to Know (incl. GHS provisions) (23 min.)



**DM-26129 ENGLISH**

**DM-26130 SPANISH**

This program helps you comply with the initial and refresher training requirements of the Hazard Communication Standard (29 CFR 1910.1200) and the GHS provisions. In addition to addressing the regulatory information, it also includes practical information that employees can use every day. The program addresses the revised standard and how the changes will help protect employees when they work with chemical hazards. The program will assist you with all required HazCom training, including: chemical inventory and what it can tell you; how to read the GHS-style Safety Data Sheets (and the new GHS-specified, 16-section format); what GHS-style labels container labels are telling you; and the written Hazard Communication plan.

## HAZWOPER: Emergency Response Training for Employees (23 min.)



**DM-24525**

Affordable training program helps you provide on-site emergency response teams with training on the emergency response requirements of OSHA's HAZWOPER regulation. This video helps explain what is expected of team members prior to, during and after a hazardous chemical incident, according to the five levels of involvement specified by OSHA: First Responder Awareness Level (major emphasis); First Responder Operations Level (major emphasis); Hazardous Materials Technician; Hazardous Materials Specialist; and On-Scene Incident Commander. Includes updated info on OSHA's revised Hazard Communication Standard with GHS provisions.

## Lockout/Tagout: Put a Lock on Hazardous Energy (30 min.)



**DM-40355 ENGLISH**

**DM-41832 ENGLISH (With EyeCue™)**

**DM-40486 SPANISH**

Designed to keep workers safe and provide essential information on all steps required by OSHA when using lockout/tagout to prevent the unexpected release of energy from machines that are being maintained or serviced. It provides clear definitions on the roles and responsibilities of the three types of employees affected by the lockout/tagout process (authorized, affected, and other). It also covers the common types of hazardous energy; energy isolating devices; OSHA's definition of "lockout" and "tagout" and when each can be used; OSHA's requirements for locks and tags used for lockout/tagout; required steps in a typical lockout/tagout procedure; and common exceptions and special situations to lockout/tagout.

## Motorized Pallet Jacks: Safe Operation (20 min.)

DM-38922

Explains OSHA's training requirements and why it's important for an operator to be trained and certified before being allowed to operate a motorized pallet jack. Helps motorized pallet jack operators understand the similarities and differences between the two most common types of motorized pallet jacks: "walkies" and "walkie-riders." Provides an overview of the basic functions and controls common to most pallet jacks and explains the valuable information found on the data plate such as the pallet jack's weight and maximum load capacity. Demonstrates safe operating procedures for every step of a typical day's work for a motorized pallet jack, including tips for performing a pre-use inspection, how to safely pickup and travel with a load, and requirements for parking a pallet jack and shutdown procedures for the end of the day. Also covers common pallet jacks accidents, navigating on ramps and inclines, and maneuvering in tight spaces.

## Personal Protective Equipment: Safe at Work (26 min.)

DM-24539 ENGLISH

DM-41834 ENGLISH (With EyeCue™) 

DM-24540 SPANISH

Helps trainers fulfill the requirement that employees prove they can properly use personal protective equipment (PPE) before they are considered officially trained. Aids new and veteran employees in understanding their role and responsibilities in safeguarding themselves against on-the-job hazards. Covers critical PPE safety topics: eye & face, head, hand, and foot protection, plus respiratory protection and hearing conservation.

## Respiratory Protection: Breathing Safely (28 min.)

DM-24526 ENGLISH

DM-42736 ENGLISH (With EyeCue™) 

DM-24527 SPANISH

This program addresses the key elements OSHA requires for respiratory protection training (CFR 1910.134), including: the importance of proper respiratory protection; respirator selection; the medical evaluation; the fit test; how to inspect the respirator; how to conduct a proper seal check; cleaning and storage methods; and respirator limitations.

## Slips, Trips & Falls: Hazard Perception Challenge (35 min.)

DM-41230 ENGLISH

DM-43218 ENGLISH (With EyeCue™) 

This program will involve your employees, sharpen their awareness skills, and give them practical solutions for avoiding or eliminating hazards, reducing injuries, staying healthy, and contributing to your bottom line. And because its unique "watch and react" format requires participation, employees will stay focused and engaged in training. It features video scenarios that address a variety of real-life hazards employees face, as they relate to: general housekeeping, ladders, stairs, elevated surfaces, scissor lifts, and floor openings.

## Workplace Hazard Perception Challenge (64 min.)

DM-24529


This program covers forklift safety, stairs and walkways, lockout/tagout, hazard communication, and more, using a series of scenarios followed by a "what did you see/what would you do?" challenge question to teach safety skills.

## Workplace Safety 101 (37 min.)

DM-24519 ENGLISH


DM-24520 SPANISH

Introduce new employees to your company's safety culture and help them establish good habits right away with this easy-to-follow safety orientation program. Covers 21 key safety topics, including: lockout/tagout, hazard communication, first aid, bloodborne pathogens, and more. Includes updated info on OSHA's revised Hazard Communication Standard with GHS provisions.

 **Reinforce Safety Training**  
Select workplace safety titles feature the  
 **J. J. Keller™ EyeCue™ Visual Learning System.**

J. J. Keller™

 **EyeCue™**  
Visual Learning System

**Mobile Device Compatibility**  – Now you can watch videos from our entire Video On Demand library on your preferred mobile device, such as tablets and smartphones. Our video player will deliver the best streaming experience to you, regardless of browser or device. (Minimum bandwidth availability of 1.5 Mbps, 3.0 Mbps or higher recommended.)